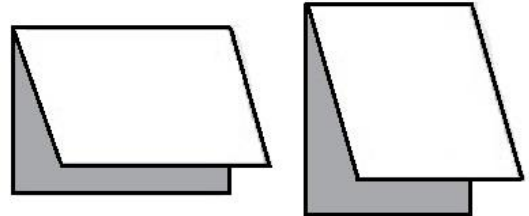


Basic Card-Making Folds

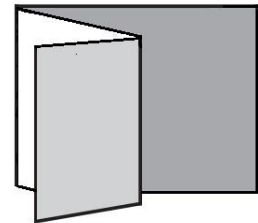
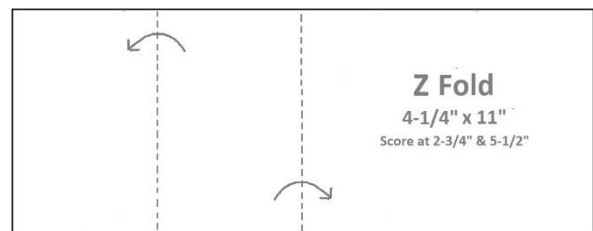
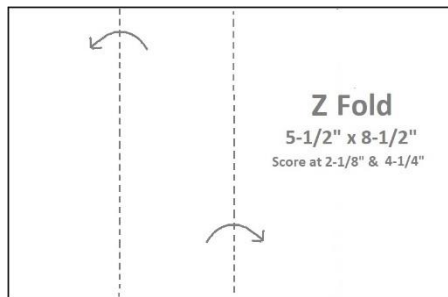
A standard size card is half a sheet of 8-1/2" x 11" cardstock. There are two ways to cut the cardstock to create a card with the fold at the top: (Rotate card if side fold is preferred.)

- Cut the 11" side at 5 1/2". Score and fold at 4 1/4".
- Cut the 8 1/2" side at 4 1/4". Score and fold at 5 1/2".



Fun Folds

- **Z Fold**
 - **Portrait (Vertical) Card:** 5 1/2" x 8 1/2" – Score at 4 1/4" and 6-3/8"
 - **Landscape (Horizontal) Card:** 4 1/4" x 11" – Score at 5 1/2" and 8 1/4"



- **Gate Fold**
 - **Portrait (Vertical) Card:** 5 1/2" x 8 1/2" – Score at 2-1/8" and 6-3/8"
 - **Landscape (Horizontal) Card:** 4 1/4" x 11" – Score at 2 3/4" and 8 1/4"

